

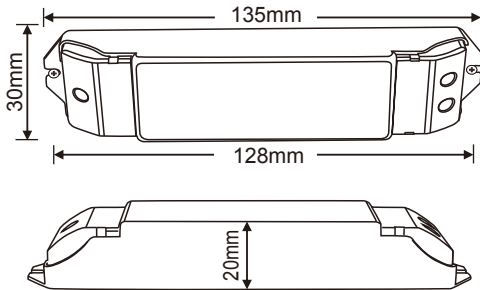


Wall-mounted

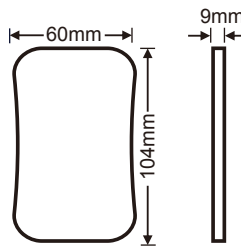


FC CE RoHS
[warranty 5 years]

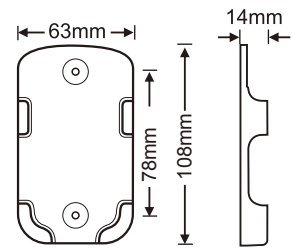
Product Size:



Receiver



RF remote

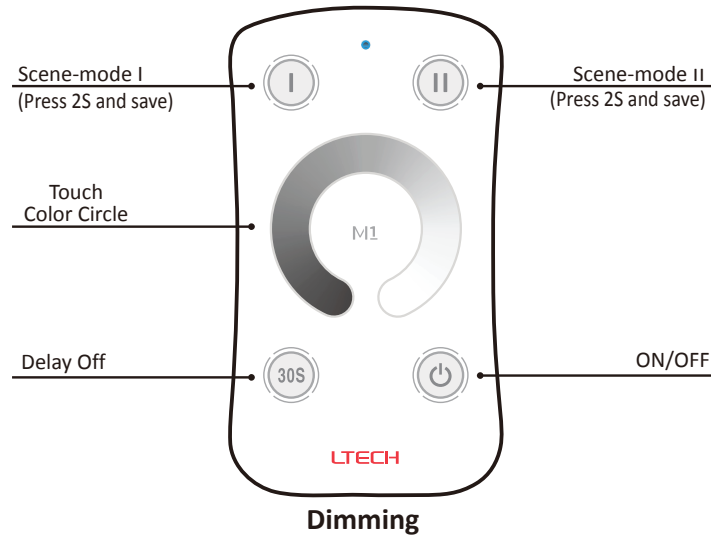


Remote holder

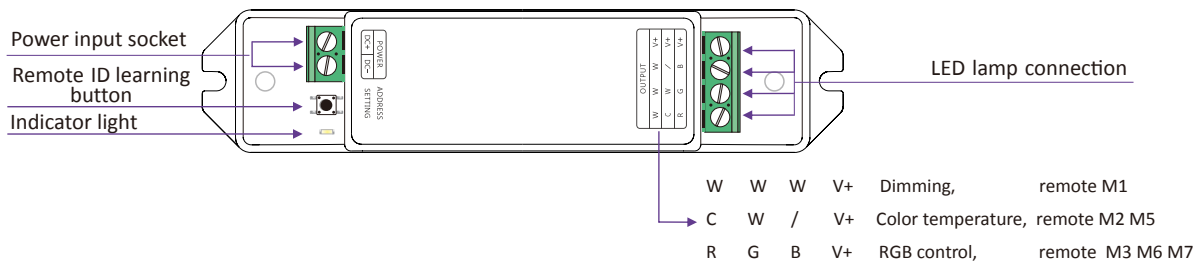
ITEM CODE	FLXC-011
VOLTAGE	12-24V
CURRENT LOAD	3A - 3CH (max 9A)
POWER OUTPUT	12v-108w 24v - 216w
OPERATING TEMP.	-30°C ~ +55°C

MODEL	M1 Dimmer Remote
BATTERY	3v (CR2032)
WORKING FREQUENCY	433.92MHz

Operating Instruction for Remote Control :



Operating Instruction for Receiver :



The Learning ID Method of Remote Control:

Remote control has been matched to the receiver before leave factory, if deleted accidentally, you can learn ID as follow.

Learning ID: Short press ID learning button on the receiver M3-3A, the running light is on, then press any key on the remote control M1, the running light flashes several times, activated.

Cancel ID: Long press ID learning button on the receiver for 5 seconds.

Attn: one receiver can be matched with max 10 same or different kinds of remote.
Receiver has no quantity limit when it matches up with remote or gateway.

Wiring Diagram:

