



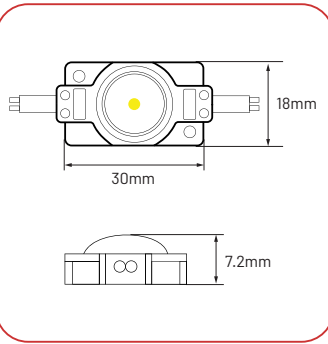
Features

- Magnifying Lens
- CRI 80 LEDs
- 3 Year Warranty
- > 3% Optical Decay
- Waterproof IP65

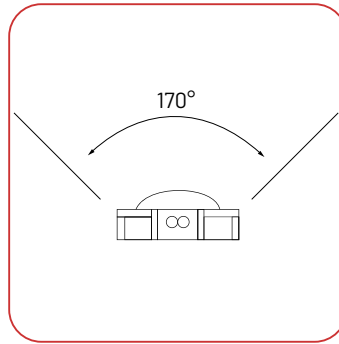
Applications

- Light Boxes
- Fabricated Letters
- Natural Stone Back Lighting
- Illuminated Signage

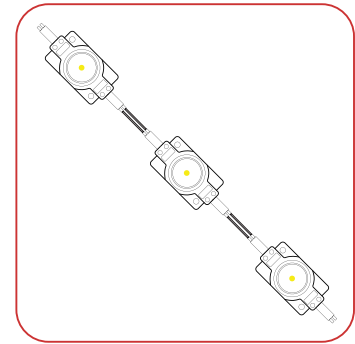
Dimensions



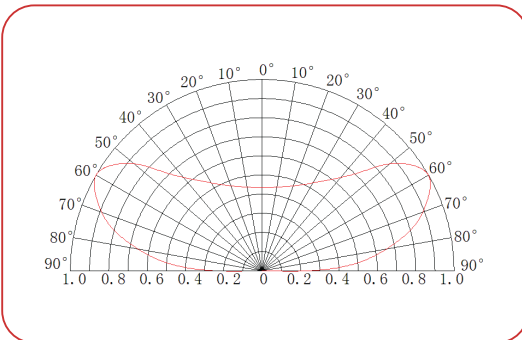
Beam Angle



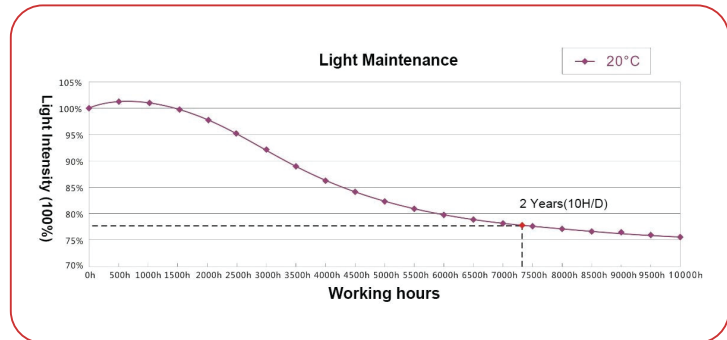
20pc Chain Set



Light Distribution Curve



Light Attenuation Graph



ITEM CODE	FLXMD-006
VOLTAGE	12v
POWER CONSUMPTION	0.6w/each
LUMEN OUTPUT	62lm/each
BEAM ANGLE	170 DEGREE

CHAIN QTY	20 MODULES
LIFE SPAN	50,000 HRS
OPERATING TEMP	-20°C~+45°C
IP RATING	IP65
WARRANTY	2 Year